

# Software Support Matrix for Dell™ PowerEdge™ Systems

This document helps you identify operating systems and Dell OpenManage™ software that are supported on your PowerEdge system.


This support matrix offers support information for the following operating systems:


## Microsoft® Windows® Operating Systems:

- Microsoft Windows Server® 2003 (Web, Standard, Enterprise, x64, x86, and IA64 editions)
- Microsoft Windows Small Business Server 2003 (Standard and Premium editions)
- Microsoft Windows 2000 (Server and Advanced Server)
- Microsoft Windows Storage Server 2003 R2 x64 (Express, Workgroup, Standard, and Enterprise editions)
- Microsoft Windows 2000 Professional
- Microsoft Windows XP Professional

## Linux Operating Systems:

- SUSE® Linux Enterprise Server 9 for Intel® EM64T
- SUSE Linux Enterprise Server 10 for Intel EM64T
- Red Hat® Enterprise Linux (Version 3) for Intel x86 and EM64T
- Red Hat Enterprise Linux (Version 4) for Intel x86 and EM64T

 **NOTE:** For Dell OpenManage information specific to VMware®, see the latest Installation Guide, Release Notes, and the Dell–VMware Compatibility Matrix at [www.dell.com/vmware](http://www.dell.com/vmware), under the Dell/VMware Resource Center section.

 **NOTE:** In addition to operating system support information, this document also offers information on supported Dell Remote Access Controllers (DRAC) and Baseboard Management Controller (BMC).

The following is a list of Dell OpenManage software supported on Microsoft Windows operating systems:

- [Supported Dell OpenManage Installation and Systems Management Software](#)
- [Supported Dell OpenManage Change Management Software](#)
- [Supported Dell OpenManage Systems Management Consoles](#)

The following is a list of Dell OpenManage software supported on Linux operating systems:

- [Supported Dell OpenManage Installation and Systems Management Software](#)
- [Supported Dell OpenManage Change Management Software](#)
- [Supported Dell OpenManage Systems Management Consoles](#)

---

## Supported Dell OpenManage Software on Microsoft Windows Operating Systems

### Supported Dell OpenManage Installation and Systems Management Software

[Table 1](#) lists the supported Dell OpenManage installation and systems management software on systems running a supported Windows operating system.

- An X in the operating system column indicates that the following Dell OpenManage software components are supported with the corresponding PowerEdge system:
  - Dell OpenManage Server Assistant
  - Dell OpenManage Server Administrator
    - Instrumentation Service
    - Remote Access Service
    - Storage Management Service
- An asterisk (\*) indicates operating system support for PowerEdge systems that do not support Dell OpenManage software.
- An A in the operating system column indicates systems that do not support the Server Administrator but support the operating system and the Server Assistant.

**Table 1. Supported Dell OpenManage Installation and Systems Management Software on Systems Running Microsoft Windows Operating Systems**


PowerEdge System	Edition	Windows Server 2003 x86			Windows Server 2003 x64		Windows Server 2003 IA64	Windows Small Business Server 2003		Windows Storage Server 2003 R2 x64				Windows 2000	
		Web	Standard	Enterprise	Standard	Enterprise	Enterprise	Standard	Premium	Express	Workgroup	Standard	Enterprise	Server	Advanced Server
Service Pack		SP1	R2	R2	R2	R2		R2	R2	R2	R2	R2	R2	SP4	SP4
600SC			X					X	X					X	
650		X	X											X	
700			X					X	X					X	
750		X	X											X	
800			X					X	X					X	
830			X		X			X	X	X	X			X	
840			X		X			X	X	X	X			X	
850		X	X		X									X	
860		X	X		X									X	
1600SC			X					X	X					X	
1650		X	X	X										X	X
1655MC		X	X	X										X	X
1750		X	X	X										X	X
1800			X	X	X	X		X	X					X	X
1850		X	X	X	X	X								X	X
1855			X	X	X	X								X	X
1900			X	X	X	X		X	X			X	X	X	X
1950		X	X	X	X	X								X	X
1955			X	X	X	X								X	X
2600			X	X				X	X					X	X
2650		X	X	X										X	X
2800			X	X	X	X		X	X					X	X
2850		X	X	X	X	X								X	X
2900			X	X	X	X		X	X			X	X	X	X
2950		X	X	X	X	X					X	X	X	X	X
4600			X	X					X					X	X
6600			X	X										X	X
6650			X	X										X	X
6800			X	X	X	X								X	X
6850			X	X	X	X								X	X
<b>64-bit systems</b>															
3250							*								
7150							*								
7250							*								
<b>PowerEdge SC</b>															

systems															
SC420			A						A	A					
SC430			A		A				A	A					
SC440			A		A				A	A					
SC1420			A		A				A	A					
SC1425		A	A		A										*
SC1430			A		A				A	A					

## Supported Dell OpenManage Change Management Software

Table 2 lists the supported Dell OpenManage change management software on systems running a supported Windows operating system.

- A D in the operating system column indicates support for Dell Update Packages.
- An S in the operating system column indicates support for Server Update Utility.

 **NOTE:** Server Update Utility is used for server updates and may not work on newly released Dell PowerEdge systems that do not receive any server updates.

**Table 2. Supported Dell OpenManage Change Management Software on Systems Running Windows Operating Systems**

PowerEdge System	Edition	Windows Server 2003 x86			Windows Server 2003 x64		Windows Server 2003 IA64	Windows Small Business Server 2003		Windows Storage Server 2003 R2 x64				Windows 2000	
		Web	Standard	Enterprise	Standard	Enterprise	Enterprise	Standard	Premium	Express	Workgroup	Standard	Enterprise	Server	Advanced Server
Service Pack		SP1	R2	R2	R2	R2	SP1	R2	R2	R2	R2	R2	R2	SP4	SP4
600SC			D, S					D, S	D, S					D, S	
650		D, S	D, S											D, S	
700			D, S					D, S	D, S					D, S	
750		D, S	D, S											D, S	
800			D, S					D, S	D, S					D, S	
830			D, S		D, S			D, S	D, S	D, S	D, S			D, S	
840			D		D			D	D	D	D			D	
850		D, S	D, S		D, S									D, S	
860		D	D		D									D	
1600SC			D, S					D, S	D, S					D, S	
1650		D, S	D, S	D, S										D, S	D, S
1655MC		D, S	D, S	D, S										D, S	D, S
1750		D, S	D, S	D, S										D, S	D, S
1800			D, S	D, S	D, S	D, S		D, S	D, S					D, S	D, S
1850		D, S	D, S	D, S	D, S	D, S								D, S	D, S
1855			D, S	D, S	D, S	D, S								D, S	D, S
1900			D	D	D	D		D	D			D	D	D	D
1950		D, S	D, S	D, S	D, S	D, S								D, S	D, S
1955			D, S	D, S	D, S	D, S								D, S	D, S
2600			D, S	D, S				D, S	D, S					D, S	D, S
2650		D, S	D, S	D, S										D, S	D, S

2800			D, S	D, S	D, S	D, S			D, S	D, S					D, S	D, S
2850		D, S	D, S	D, S	D, S	D, S									D, S	D, S
2900			D, S	D, S	D, S	D, S			D, S	D, S			D, S	D, S	D, S	D, S
2950		D, S	D, S	D, S	D, S	D, S							D, S	D, S	D, S	D, S
4600			D, S	D, S							D, S				D, S	D, S
6600			D, S	D, S											D, S	D, S
6650			D, S	D, S											D, S	D, S
6800			D, S	D, S	D, S	D, S									D, S	D, S
6850			D, S	D, S	D, S	D, S									D, S	D, S
<b>PowerEdge SC systems</b>																
SC1425		D, S	D, S		D, S										D, S	

## Supported Dell OpenManage Systems Management Consoles

Table 3 lists the systems that support Dell OpenManage IT Assistant on Windows operating systems.

An X in the operating system column indicates operating system support for IT Assistant.

**Table 3. Supported Windows Operating Systems for Dell OpenManage IT Assistant**

	Windows Server 2003 x86			Windows Server 2003 x64		Windows Server 2003 IA64	Windows Small Business Server 2003		Windows Storage Server 2003 R2 x64				Windows 2000		Windows 2000 Professional	Windows XP Professional
Edition	Web	Standard	Enterprise	Standard	Enterprise	Enterprise	Standard	Premium	Express	Workgroup	Standard	Enterprise	Server	Advanced Server		
Service Pack	SP1	R2	R2	R2	R2	SP1	R2	R2	R2	R2	R2	R2	SP4	SP4	SP4	SP2
IT Assistant	X	X	X										X	X	X	X

Table 4 lists the systems that support Remote RACADM on Windows operating systems.

An X in the operating system column indicates Remote RACADM support.

**Table 4. Supported Windows Operating Systems for Remote RACADM**

	Windows Server 2003 x86			Windows Server 2003 x64		Windows Server 2003 IA64	Windows Small Business Server 2003		Windows Storage Server 2003 R2 x64				Windows 2000		Windows 2000 Professional	Windows XP Professional
Edition	Web	Standard	Enterprise	Standard	Enterprise	Enterprise	Standard	Premium	Express	Workgroup	Standard	Enterprise	Server	Advanced Server		
Service Pack	SP1	R2	R2	R2	R2	SP1	R2	R2	R2	R2	R2	R2	SP4	SP4	SP4	SP2
	X	X	X	X	X								X	X	X	X




	Service Pack	SP3	Gold	U6	U6	U6	U6	U6	U6	Gold	Gold	Gold	Gold	Gold	Gold	Gold	Gold	Gold	Gold
600SC					X														
650				X	X														
700					X	X							X	X					
750				X	X	X							X	X					
800				X	X	X		X	X				X	X		X	X		
830					X	X							X	X		X	X		
840		X	X		X	X							X	X		X	X		
850					X	X							X	X		X	X		
860		X	X		X								X	X		X	X		
1600SC					X	X													
1650				X	X	X							X	X					
1655MC				X	X	X							X	X					
1750				X	X	X							X	X					
1800				X	X	X	X	X	X			X	X	X	X	X	X		
1850				X	X	X	X	X	X			X	X	X	X	X	X		
1855				X	X	X	X	X	X			X	X	X	X	X	X		
1900		X	X		X								X			X			
1950		X	X	X	X							X	X		X	X			
1955		X	X	X	X							X	X		X	X			
2600					X	X							X	X					
2650				X	X	X							X	X					
2800					X	X		X	X				X	X		X	X		
2850					X	X		X	X				X	X		X	X		
2900		X	X		X								X			X			
2950		X	X		X								X			X			
4600					X	X							X	X					
6600						X								X					
6650						X								X					
6800		X	X			X								X				X	
6850		X	X			X								X				X	
<b>64-bit systems</b>																			
3250																		*	*
7250											*								*
<b>PowerEdge SC systems</b>																			
SC420					A									A					
SC430														A		A	A		
SC440			A											A		A			
SC1420					A			A						A		A			
SC1425				A	A		A	A				A	A		A	A	A		
SC1430			A											A		A			

## Supported Dell OpenManage Change Management Software

Table 7 lists the supported Dell OpenManage change management software on systems running a supported Linux operating system.

- A D in the operating system column indicates support for Dell Update Packages.

- An S in the operating system column indicates support for Server Update Utility.

 **NOTE:** Server Update Utility is used for server updates and may not work on newly released Dell PowerEdge systems that do not receive any server updates.

**Table 7. Supported Dell OpenManage Change Management Software on Systems Running Linux Operating Systems**

PowerEdge System	Edition	SUSE Linux Enterprise Server EM64T		Red Hat Enterprise Linux 3 IA32			Red Hat Enterprise Linux 3 EM64T			Red Hat Enterprise Linux 3 IA64		Red Hat Enterprise Linux 4 IA32			Red Hat Enterprise Linux 4 EM64T			Red Hat Enterprise Linux 4 IA64		
		9	10	WS	ES	AS	WS	ES	AS	WS	AS	WS	ES	AS	WS	ES	AS	WS	AS	
	Service Pack	SF3	Gold	U6	U6	U6	U6	U6	U6	Gold	Gold	Gold	Gold	Gold	Gold	Gold	Gold	Gold	Gold	
600SC					D, S															
650				D, S	D, S															
700					D, S	D, S							D, S	D, S						
750				D, S	D, S	D, S							D, S	D, S						
800				D, S	D, S	D, S		D, S	D, S				D, S	D, S		D, S	D, S			
830					D, S	D, S							D, S	D, S		D, S	D, S			
840		D	D		D	D							D	D		D	D			
850					D, S	D, S							D, S	D, S		D, S	D, S			
860		D	D		D								D	D		D	D			
1600SC					D, S	D, S														
1650				D, S	D, S	D, S							D, S	D, S						
1655MC				D, S	D, S	D, S							D, S	D, S						
1750				D, S	D, S	D, S							D, S	D, S						
1800				D, S	D, S	D, S	D, S	D, S	D, S				D, S	D, S	D, S	D, S	D, S	D, S		
1850				D, S	D, S	D, S	D, S	D, S	D, S				D, S	D, S	D, S	D, S	D, S	D, S		
1855				D, S	D, S	D, S	D, S	D, S	D, S				D, S	D, S	D, S	D, S	D, S	D, S		
1900		D	D		D								D			D				
1950		D, S	D, S	D, S	D, S								D, S	D, S		D, S	D, S			
1955		D, S	D, S	D, S	D, S								D, S	D, S		D, S	D, S			
2600					D, S	D, S							D, S	D, S						
2650				D, S	D, S	D, S							D, S	D, S						
2800					D, S	D, S		D, S	D, S				D, S	D, S		D, S	D, S			
2850					D, S	D, S		D, S	D, S				D, S	D, S		D, S	D, S			
2900		D, S	D, S		D, S								D, S			D, S				
2950		D, S	D, S		D, S								D, S			D, S				
4600					D, S	D, S							D, S	D, S						
6600						D, S									D, S					
6650						D, S									D, S					
6800		D, S	D, S			D, S									D, S			D, S		
6850		D, S	D, S			D, S									D, S			D, S		
<b>PowerEdge SC systems</b>																				
SC1425				D, S	D, S		D, S	D, S					D, S	D, S		D, S	D, S	D, S		

## Supported Dell OpenManage Systems Management Consoles

Table 8 lists the systems that support Remote RACADM on Linux operating systems.

An X in the operating system column indicates Remote RACADM support.

**Table 8. Supported Linux Operating Systems for Remote RACADM**

	SUSE Linux Enterprise Server EM64T		Red Hat Enterprise Linux IA32			Red Hat Enterprise Linux 3 EM64T			Red Hat Enterprise Linux 3 IA64		Red Hat Enterprise Linux 4 IA32			Red Hat Enterprise Linux 4 EM64T			Red Hat Enterprise Linux 4 IA64		
Edition	9	10	WS	ES	AS	WS	ES	AS	WS	AS	WS	ES	AS	WS	ES	AS	WS	AS	
Service Pack	SP3	Gold	U6	U6	U6	U6	U6	U6	Gold	Gold	Gold	Gold	Gold	Gold	Gold	Gold	Gold	Gold	Gold
Remote RACADM	X	X	X	X	X	X	X	X			X	X	X	X	X	X			

Table 9 lists the systems that support BMU on Linux operating systems.

An X in the operating system column indicates BMU support.

**Table 9. Supported Linux Operating Systems for BMU**

	SUSE Linux Enterprise Server EM64T		Red Hat Enterprise Linux 3 IA32			Red Hat Enterprise Linux 3 EM64T			Red Hat Enterprise Linux 3 IA64		Red Hat Enterprise Linux 4 IA32			Red Hat Enterprise Linux 4 EM64T			Red Hat Enterprise Linux 4 IA64		
Edition	9	10	WS	ES	AS	WS	ES	AS	WS	AS	WS	ES	AS	WS	ES	AS	WS	AS	
Service Pack	SP3	Gold	U6	U6	U6	U6	U6	U6	Gold	Gold	Gold	Gold	Gold	Gold	Gold	Gold	Gold	Gold	Gold
BMU	X	X	X	X	X	X	X	X			X	X	X	X	X	X			

## Supported Dell Remote Access Controllers and Baseboard Management Controllers

Table 10 lists the DRAC and BMC support for the PowerEdge systems.

- The Supported DRAC column lists the supported DRAC version for the PowerEdge systems.
- An X in the BMC column indicates support for BMC.

**Table 10. Supported Dell Remote Access Controllers and Baseboard Management Controllers**

--	--	--



PowerEdge System	Supported DRAC	BMC
650	DRAC III	
700	DRAC III	
750	DRAC III	
1600SC	DRAC III	
1650	DRAC III	
1655MC	DRAC III	
1750	DRAC III	
2600	DRAC III	
2650	DRAC III	
4600	DRAC III	
6600	DRAC III	
6650	DRAC III	
1850	DRAC 4	X
2800	DRAC 4	X
2850	DRAC 4	X
800	DRAC 4	X
1800	DRAC 4	X
1855	DRAC/MC	X
6800	DRAC 4	X
6850	DRAC 4	X
830	DRAC 4	X
840	DRAC 4	X
850	DRAC 4	X
860	DRAC 4	X
1950	DRAC 5	X
2900	DRAC 5	X
2950	DRAC 5	X
1955	DRAC/MC	X
1900	DRAC 5	X
SC1425		X

[Table 11](#) lists the supported firmware and software for DRAC.

**Table 11. Supported Firmware and Software for DRAC**

DRAC Version	Firmware Version
DRAC III	3.35
DRAC 4	1.4
DRAC 5	1.0
DRAC/MC	1.3
ERA/MC	1.44

Information in this document is subject to change without notice.

© 2006 Dell Inc. All rights reserved.

Reproduction in any manner whatsoever without the written permission of Dell Inc. is strictly forbidden.

Trademarks used in this text: *Dell*, the *DELL* logo, *OpenManage*, and *PowerEdge* are trademarks of Dell Inc.; *Microsoft*, *Windows*, and *Windows Server* are registered trademarks of Microsoft Corporation; *Red Hat* is a registered trademark of Red Hat, Inc.; *SUSE* is a registered trademark of Novell, Inc. in the United States and other countries; *Intel* is a registered trademark of Intel Corporation; *VMware* is a registered trademark of VMware, Inc.

Other trademarks and trade names may be used in this document to refer to either the entities claiming the marks and names or their products. Dell Inc. disclaims any proprietary interest in trademarks and trade names other than its own.

July 2006